


How to replace/repair L brackets

1. 13mm Socket
2. Channel lock or vice grip
3. Any type of tape


Step One: Removing bracket




Use the tape as a marker and to prevent screws from falling



Remove Nuts




Step Two: Repairing L bracket



Using Channel lock pinch the edges as in photos. For a better hold use crazy glue for metal



Step Three: Replace L brackets



Make sure to align the bracket with the door